



CARGO PROTECTORS, INC.

633 3RD Street NE, St. Cloud, MN 56304

www.cargoprotectors.com

Toll-Free: (800) 728-3038

Phone: (320) 202-6567

Fax: (320) 202-7792

sales@cargoprotectors.com

MP103 / MP105

Heavy Duty Pintle Hitch Lock

Provides High Security for Pintle Type Hitches

- Fits most transport, construction, and military pintle type hitches
- Cast from Ductile Iron for durability, torch resistance, compact and lightweight
- Very simple to use


MP103 Pintle Hitch Lock



MP105 Pintle Hitch Lock



- Complete with Master Lock No. 5 Padlock




Installation




In Use

INSTRUCTIONS



Side View

1. Lower padlock with cast hardware attached through pintle ring.
2. Bring padlock to horizontal position and press padlock forward.
3. The mechanism locks without a key; Padlock can be made an integral part of assembly.



Bottom View